


Measurement Instructions



4

Main Body Measurements

Tips for Better Measurements

1

Always measure your dog while it is standing up.

2

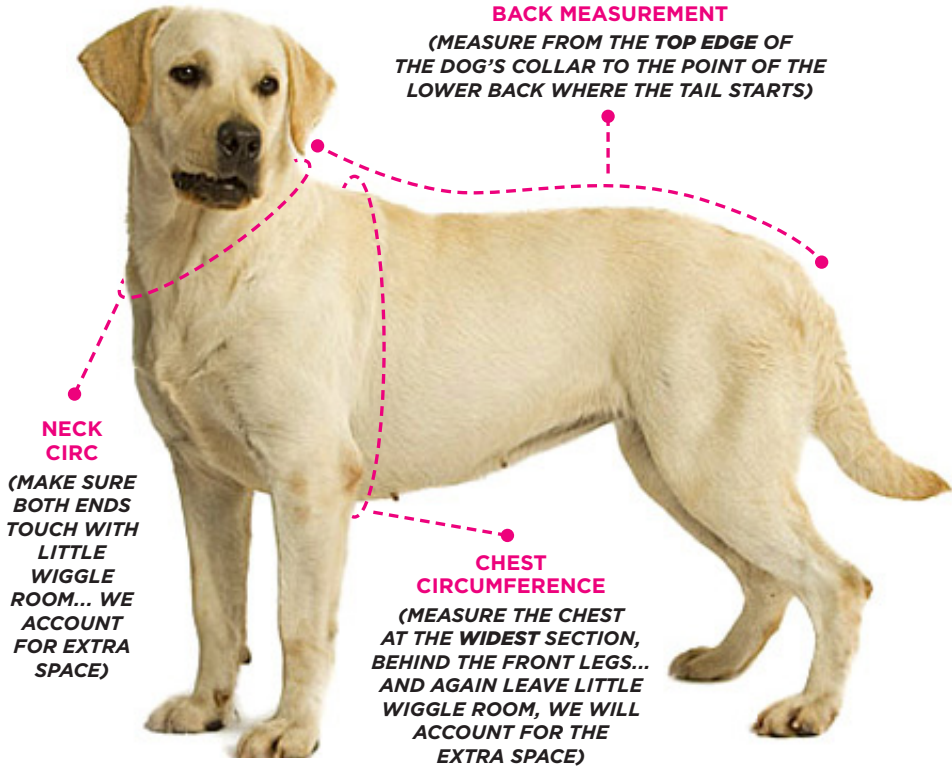
Always use a fabric measuring tape because its flexible.

3

When measuring the circumference of the neck and chest, make sure that the tape meets the other end so that it is not too tight, but so that the ends meet with no extra room.

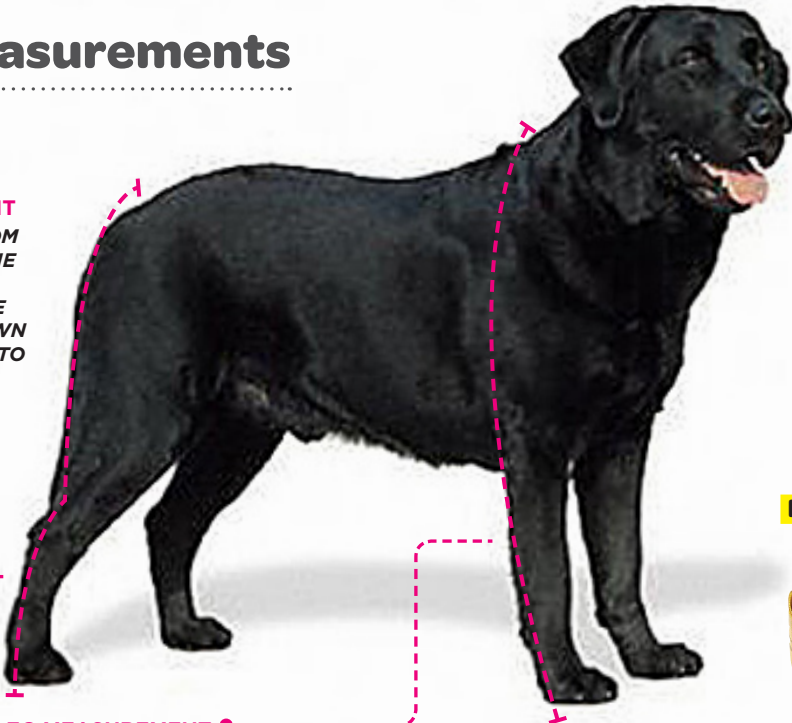
4

For leg length, follow the contour of the legs (Do not use a ruler)



Leg Measurements

BACK LEG MEASUREMENT
(MEASURE FROM THE TOP OF THE DOG'S BACK, BETWEEN THE BACK HIPS, DOWN ONE BACK LEG TO THE FLOOR)



FRONT LEG MEASUREMENT
(MEASURE FROM THE TOP OF THE DOG'S BACK, BETWEEN THE SHOULDER BLADES, DOWN ONE FRONT LEG TO THE FLOOR)

DON'T FORGET!

Use a Fabric Measuring Tape

